



Technical Specification

BASE STATION MOUNTS


BSMNT1 Base Station Mount Kit: The BSMNT1 mount kit is designed to be used with shorter BSXL series base station antennas. The mount consists of a single extruded aluminum bracket with a stainless steel V bolt that can handle a mast diameter of up to 2 3/8”.



BSMNT2 Base Station Mount Kit: The BSMNT2 mount kit is designed to be used with longer BSXL series base station antennas. The mount consists of 2 extruded aluminum brackets and stainless steel V bolts that will handle a 2 3/8” diameter mast.



BSLMNT2 Base Station Mount Kit: The BSLMNT2 mount kit is designed to be used with BSLXL series base station antennas. The mount consists of 3 extruded aluminum brackets and 2 long stainless steel V bolts that will handle a 2 3/8” diameter mast.



BST Base Station Mount Kit: The BST is a light duty mount kit designed to be used with a BSXL base station antenna less than 36” long. The mount comes with two stainless steel V bolts that will handle a 2 3/8” diameter mast. The mount is black epoxy powder coated.




BNT Base Station Mount Kit: The BNT is a mount kit designed to be used with BNF type base station antennas. The mount comes with two U bolts that will handle a 1 3/8” mast. The mount is black epoxy powder coated.




BSSMNT10: Tower Side Mount Kit: This side mount kit has been designed for use with the Comtelco XL series base station antennas. It is supplied with 1 3/4” stainless U-bolts that will easily mount on a ROHN 45 type tower.

If a larger tower leg is being used, stainless steel strapping (not supplied) can be used. These side mounts are very heavy duty with galvanized finish. The BSSMNT10 is 12” high and will move the antenna 25” off the tower leg.



BSSMNT20: Tower Side Mount Kit: This side mount kit is a 22” high version of the BSSMNT20.



	BSSMNT10	BSSMNT20
HEIGHT	12” (30cm)	22” (56cm)
LENGTH	25” (63.5cm)	25” (63.5cm)
WEIGHT	9.5 lbs (4.3kg)	11.5 lbs.(5.2kg)
FLAT PLATE AREA	.29 ft ²	.44 ft ²
WIND LOAD	19.8 lbs.(8.9kg)	30 lbs. (13.6kg)